

SHELF TRAYS

Our range of shelf trays are designed for strength and ease to use at a competitive price.

Our shelf trays feature a spring loaded shelf stop at the back of the tray. This means the tray can be withdrawn from the shelf and suspended offering around 90% clear picking. This stop also acts as a handle to make it easier to carry.

With shelf trays available in 3 depths, 2 widths and 2 heights any configuration can be designed to offer the maximum high density storage solution. Trays can be sub divided from left to right and all trays and dividers come with labels.

- **Improved strength and rigidity**
- **More ergonomic features**
- **Sprung loaded shelf stop**
- **Can be sub divided**
- **High density storage system**
- **Offers fast retrieval times**
- **Large range of sizes**
- **Goods are kept clean**
- **Better product identification**
- **Uprights are Blue RAL5010**
- **Shelves are White RAL9010**

scan for
videos | assembly



storagecatalogue.co.uk
/shelftrays



High density small parts storage at its best
using our range of Shelf Trays



Heights

Tray heights (mm)
90, 140

*Bay height (mm)
2000



Widths

Tray widths (mm)
117, 234

*Bay Width (mm)
1000



Depths

Tray depths (mm)
300, 400, 500

* Bay depths (mm)
300, 400, 500



Application

Environment
**Warehouse, Storeroom,
Workshop**

Usage
**Small parts storage
and picking,
High density storage**



Construction

Trays: **Plastic**
Light Blue

Label Cover: **Plastic**
Clear Transparent

Internal Dividers: **Plastic**

Spring Handle: **Steel**

Front cover paper
labels included



Loadings

*Max Bay Load
2500kg

*Shelf UDL
D300 **120kg**
D400 **120kg**
D500 **120kg**

*Sizes, loadings and info related to EXPO 4 bays with Shelf Trays



BAY A | H 2000 x W 1000 (mm)

Depth (mm)	Starter Code	Starter Bay	Extension Code	Extension Bay
300mm	STA03S	£709.80	STA03E	£663.50
400mm	STA04S	£820.25	STA04E	£772.65
500mm	STA05S	£961.95	STA05E	£913.15

Includes (W x H) 16 x No. 117 x 90, 12 x No. 234 x 90, 12 x No. 234 x 140 trays*



BAY B | H 2000 x W 1000 (mm)

Depth (mm)	Starter Code	Starter Bay	Extension Code	Extension Bay
300mm	STB03S	£780.00	STB03E	£733.70
400mm	STB04S	£874.25	STB04E	£826.65
500mm	STB05S	£1,021.35	STB05E	£972.55

Includes (W x H) 64 x No. 117 x 90 trays*



BAY C | H 2000 x W 1000 (mm)

Depth (mm)	Starter Code	Starter Bay	Extension Code	Extension Bay
300mm	STC03S	£653.60	STC03E	£607.30
400mm	STC04S	£757.45	STC04E	£709.85
500mm	STC05S	£880.55	STC05E	£831.75

Includes (W x H) 32 x No. 234 x 90 trays*



BAY D | H 2000 x W 1000 (mm)

Depth (mm)	Starter Code	Starter Bay	Extension Code	Extension Bay
300mm	STD03S	£650.35	STD03E	£604.05
400mm	STD04S	£764.25	STD04E	£716.65
500mm	STD05S	£903.65	STD05E	£854.85


Includes (W x H) 28 x No. 234 x 140 trays*



BAY E | H 2000 x W 1000 (mm)

Depth (mm)	Starter Code	Starter Bay	Extension Code	Extension Bay
300mm	STE03S	£1,010.55	STE03E	£964.25
400mm	STE04S	£1,170.25	STE04E	£1,122.65
500mm	STE05S	£1,381.25	STE05E	£1,332.45

Includes (W x H) 32 x No. 117 x 90, 16 x No. 234 x 90, 20 x No. 234 x 140 trays*



BAY F | H 2000 x W 1000 (mm)

Depth (mm)	Starter Code	Starter Bay	Extension Code	Extension Bay
300mm	STF03S	£1,264.65	STF03E	£1,218.35
400mm	STF04S	£1,418.05	STF04E	£1,370.45
500mm	STF05S	£1,667.25	STF05E	£1,618.45

Includes (W x H) 120 x No. 117 x 90 trays*



BAY G | H 2000 x W 1000 (mm)

Depth (mm)	Starter Code	Starter Bay	Extension Code	Extension Bay
300mm	STG03S	£1,027.65	STG03E	£981.35
400mm	STG04S	£1,199.05	STG04E	£1,151.45
500mm	STG05S	£1,403.25	STG05E	£1,354.45

Includes (W x H) 60 x No. 234 x 90 trays*



BAY H | H 2000 x W 1000 (mm)

Depth (mm)	Starter Code	Starter Bay	Extension Code	Extension Bay
300mm	STH03S	£875.25	STH03E	£828.95
400mm	STH04S	£1,035.85	STH04E	£988.25
500mm	STH05S	£1,233.85	STH05E	£1,185.05

Includes (W x H) 44 x No. 234 x 140 trays*

*All trays include spring handles. All bays are complete Expo 4 bays with white shelves and fixings. More info on Expo 4 system on p.46-55.

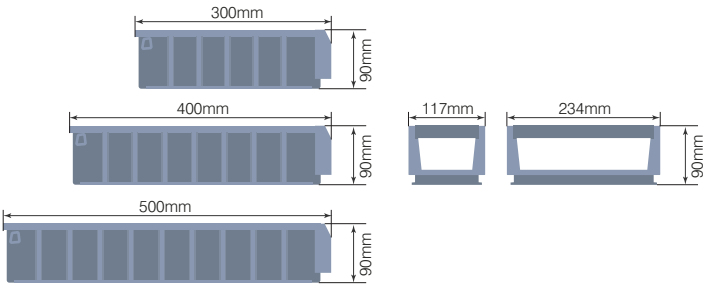
Our range of Shelf Trays helps to quickly store, organise and identify small parts



Height 90 (mm)

Widths 117, 234 (mm)

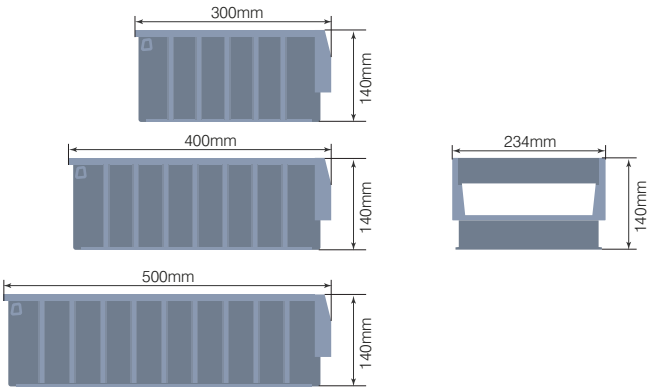
Depths 300, 400, 500 (mm)



Height 140 (mm)

Width 234 (mm)

Depths 300, 400, 500 (mm)



⦿ Shelf Tray 300 x 117 x 90 with 1. Front cover & paper label 2. Dividers with holder for label & 3. Spring handle

Shelf Trays				
	D x W x H (mm)	Code	Colour	Price
D300mm	⦿ 300 x 117 x 90	ST3109	Light Blue	£5.00
	300 x 234 x 90	ST3209	Light Blue	£7.15
	300 x 234 x 140	ST3214	Light Blue	£9.20
D400mm	400 x 117 x 90	ST4109	Light Blue	£5.65
	400 x 234 x 90	ST4209	Light Blue	£8.75
	400 x 234 x 140	ST4214	Light Blue	£11.55
D500mm	500 x 117 x 90	ST5109	Light Blue	£7.00
	500 x 234 x 90	ST5209	Light Blue	£10.70
	500 x 234 x 140	ST5214	Light Blue	£14.55

ⓘ Each tray includes front cover & paper label

+Add Dividers			
W x H (mm)	Code	Colour	Price
117 x 90	STDIV109	Translucent	£0.90
234 x 90	STDIV209	Translucent	£1.10
234 x 140	STDIV214	Translucent	£1.45

+Add Spring Handles			
Width (mm)	Code	Colour	Price
117	STHAN117	Chrome	£1.40
234	STHAN234	Chrome	£1.70

ⓘ See page 100-101 for our range of semi-open fronted Plastic Bins.

