

**Please note that
all prices shown are now plus 10%**

Prices +10%

All prices in the catalogue are plus 10%
Effective from 2nd December 2016

As many other suppliers, we too are experiencing effects of the currency and raw material fluctuations.

We have over the years as a business always tried to absorb any price increases we have from within our business or from our suppliers. Many of our products have had no price increase since 2011 and some ranges were recently reduced when the euro improved back in late 2014. This has left us without the ability to absorb the severity of the current situation. So regrettably from the 2nd December 2016, we need to increase our prices by 10%.

Please add 10% to the catalogue price.



Height	Levels	Load/Arm	Frame Load	Delivery
2000+ mm	3+ Arms	*185 kg	1750 kg	5 days

from
£281.⁴⁵

Cantilever Rack

Our cantilever system is based on modular bays and fittings to provide cost effective storage of long and awkward items.

The frames are available in 3 heights and two depths in both single and double sided configurations. Each bay comes complete with 3 arms per frame and you can add or deduct the number of levels required.

The arms and base can be fitted with end stops (at an additional cost shown) to secure any loose products from falling off. The frames are spaced 1000mm or 1500mm apart with bolted on X brace, so you can easily work out your run using the starter and extension bay.

- ★ Incredible value for money
- ★ Easy to build and reconfigure
- ★ Frames capacity up to 1750kgs
- ★ Arms adjust every 70mm
- ★ Tough epoxy finish

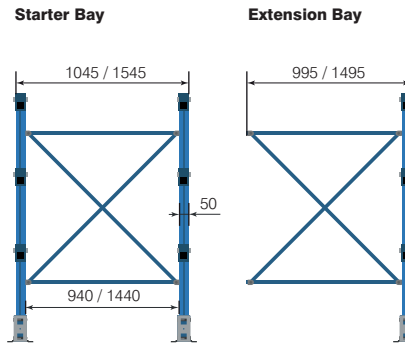


Heights	Widths	Depths	Application	Construction	Loadings
Standard height (mm) 2000 Other available heights (mm) 2500, 3000	Widths (mm) 1000, 1500	Base depths (mm) Single sided 800, 1000 Double sided 1400, 1800 Arm Length 600, 800	Environment Storeroom, Workshop, Warehouse Usage Long Items	Frame and Bracing: Steel Blue RAL5010 Arms: Steel Blue RAL5010 Arm pins: Steel	Max Load/Arm* 185kg Max Load/ Column 1750kg <i>*Max loading capacity per single arm</i>

Cost effective storage for long and awkward items

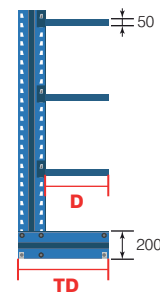


Single Sided Cantilever Rack 2000 x 1000 x 600 with extra 1. Arm End Stop and 2. Base End Stop



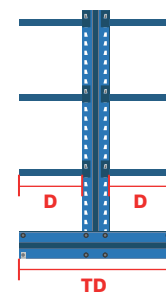
Available Depths (mm)

Single Sided



D	600	800
TD	800	1000

Double Sided



D	600	800
TD	1400	1800

D Nominal Depth (as used in pricelists) TD Total Depth



Double Sided Cantilever Rack 2000 x 1000 x 600 + detail on arm attached to the column

Single Sided 1000mm Wide			+Add Extension Bay		+Add Extra Arm		
H x D (mm)	Starter Code	Starter Price	Extension Code	Extension Price	Extra Arm Code	Arm Price	Arm Capacity
2000 x 600	CRS/2006/S3	£515.35	CRE/2006/S3	£281.45	CR/ARM06	£21.35	185kgs
2000 x 800	CRS/2008/S3	£561.10	CRE/2008/S3	£304.30	CR/ARM08	£24.65	135kgs
+For Taller Bays Add Prices							
2500	CRS/25_/S3	£59.85	CRE/25_/S3	£30.00			
3000	CRS/30_/S3	£119.75	CRE/30_/S3	£59.95			
+Add Arm End Stop			+Add Base End Stop		+Add for 1500mm Wide Bays		
CR14/ARMSTOP/KIT £6.35			CR16/ESBASE/KIT £10.55		CRS/_15_/_ £25.00		

Double Sided 1000mm Wide			+Add Extension Bay		+Add Extra Arm		
H x D (mm)	Starter Code	Starter Price	Extensions Code	Extension Price	Extra Arm Code	Arm Price	Arm Capacity
2000 x 600	CRS/2006/D3	£719.50	CRE/2006/D3	£383.55	CR/ARM06	£21.35	185kgs
2000 x 800	CRS/2008/D3	£809.55	CRE/2008/D3	£428.8	CR/ARM08	£24.65	135kgs
+For Taller Bays Add Prices							
2500	CRS/25_/D3	£59.85	CRE/25_/D3	£30.00			
3000	CRS/30_/D3	£119.75	CRE/30_/D3	£59.95			

i All bays come with (3 arms on single or 6 arms on double sided bay) + base and column per frame, all necessary fixings and bracing. Base end stops and arm end stops are extra!

i If you don't see a solution that meets your requirements, contact us.

